




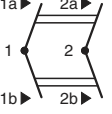

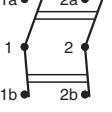
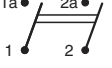

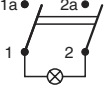
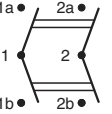
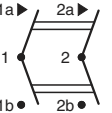
## Serie A4 / A4 series




### Caratteristiche principali / Main features

- Luminoso o non luminoso
- Grado di protezione IP aumentato dall'accessorio A4PRT
- Disponibile la versione pulsante
- Applicazioni: aspirapolvere, HVAC
- Illuminated or not
- IP protection degree increased by A4PRT
- Push-button version available
- Applications: vacuum cleaners, HVAC

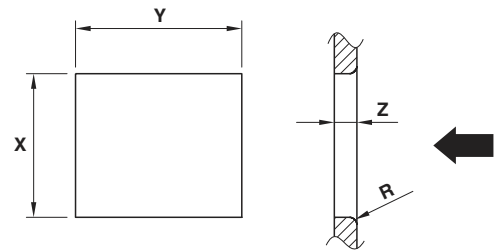
### Schemi elettrici disponibili - Wiring diagrams available

	Interruttore unipolare <i>Single-pole switch</i>	Pag 35		Commutatore bipolare 2 posiz. pulsante <i>Double-pole intermediate switch 2 momentary positions</i>	Pag 38
	Pulsante unipolare <i>Single-pole momentary switch</i>	Pag 35		Deviatore bipolare <i>Double-pole two way switch</i>	Pag 39
	Interruttore bipolare <i>Double-pole switch</i>	Pag 36		Segnalatore luminoso <i>Indicator light</i>	Pag 40
	Interruttore bipolare luminoso <i>Illuminated double-pole switch</i>	Pag 37		Tappo copriforo <i>Hole cover</i>	Pag 40
	Commutatore bipolare <i>Double-pole intermediate switch</i>	Pag 38		Accessori: cappuccio antispruzzo A4CAP <i>Accessories: A4CAP splash water cap</i>	Pag 41
	Commutatore bipolare 1 posiz. pulsante <i>Double-pole intermediate switch 1 momentary position</i>	Pag 38			

## Caratteristiche elettriche / Electrical features

Portata <i>Electrical rating</i>	Fino a 13 (4) A <i>Up to 13(4) A</i>
Numero cicli elettromeccanici <i>Electro-mechanical cycles number</i>	Fino a 50.000 <i>Up to 50.000</i>
Temperatura ambiente <i>Room temperature</i>	Fino a 125°C <i>Up to 125°C</i>
Infiammabilità <i>Flammability</i>	UL 94 V-2
Resistenza al calore e al fuoco <i>Heat and fire resistance</i>	GWFI 850 °C and GWIT 775°C ( <i>on demand</i> )
Distanza tra i contatti <i>Contact gap</i>	≥ 3mm <sup>(1)</sup>
Marchi di approvazione <i>Approval Marks</i>	
Normative di riferimento <i>Reference Standards</i>	EN61058-1 UL1054

Dima / Cut out



Z	Y	X
0.7 ... 1.25	22.0 ± 0.1	19.0 <sup>+0.2</sup> <sub>0</sub>
1.25 ... 2.0	22.0 ± 0.1	19.3 <sup>+0.2</sup> <sub>0</sub>
2.0 ... 3.0	22.0 ± 0.1	19.6 <sup>+0.2</sup> <sub>0</sub>





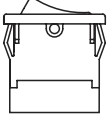






(1) Distanza inferiore ai 3 mm per interruttori micro (μ)  
*Contact gap lower than 3 mm only for micro-switches (μ)*





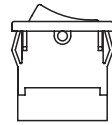
**Dimensioni e tipologie di terminali / Dimensions and terminals type**




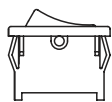








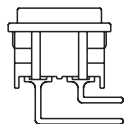


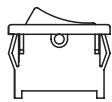




Disegno Drawing	Tipo terminale Terminal type	Disegno Drawing	Tipo terminale Terminal type
	<p><b>1</b></p> <p><b>2</b></p> <p><b>A</b></p>		<p><b>C</b></p>
	<p><b>6</b></p>		
	<p><b>1L</b></p> <p><b>2L</b></p> <p><b>AL</b></p>		<p><b>CL</b></p>

**Dima di foratura per saldatura su circuito stampato - Cut out for PCB**

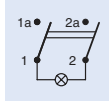
--	--	--	--

 <b>INTERRUTTORE UNIPOLARE / SINGLE-POLE SWITCH</b>					
Portata Rating	Terminale Terminal	Colore corpo Body colour	Tasto Rocker	Codice P/N Code	Tipo Type
<b>10 (4) A / 250VAC</b> <b>6 (4) A / 250VAC - 5E4</b> <b>T125 °C</b>	<b>1</b> 			A41131122000	
10 A / 125 - 250 VAC 1/2 HP - 250 VAC 1/3 HP - 125 VAC - T105 °C	<b>A</b> 			A4A131100000	
<b>13 (4) A / 250VAC</b> <b>6 (4) A / 250VAC - 5E4</b> <b>T125 °C</b> $\mu$ 15 A / 125 10 A / 250 VAC 1/2 HP - 250 VAC 1/3 HP - 125 VAC - T105°C	<b>1</b> 			A411B1123000	

 <b>PULSANTE UNIPOLARE / SINGLE-POLE MOMENTARY SWITCH</b>					
Portata Rating	Terminale Terminal	Colore corpo Body colour	Tasto Rocker	Codice P/N Code	Tipo Type
<b>6 (2) A / 250VAC</b> <b>3 (1) A / 250VAC - 5E4</b> <b>T125 °C</b>  6 A / 125 - 250 VAC 1/6 HP - 250 VAC 1/10 HP - 125 VAC - T105 °C	<b>2</b> 			A42421100000	

 <b>INTERRUTTORE BIPOLARE / DOUBLE-POLE SWITCH</b>					
Portata Rating	Terminale Terminal	Colore corpo Body colour	Tasto Rocker	Codice P/N Code	Tipo Type
<b>10 (2) A / 250VAC</b> <b>6 (1) A / 250VAC - 5E4</b> <b>T125°C</b> <b>μ</b>  6 A / 125 - 250 VAC 1/6 HP - 250 VAC 1/8 HP - 125 VAC T105°C	<b>1</b>  4,8 x 0,8	■		A41231100000	
				A41231121000	
				A41231186000	
	<b>2</b> 	■		A42231121000	
	<b>6</b> 	■		A46231121000	
	<b>C</b> 	■		A4C231121000	
<b>13 (4) A / 250VAC</b> <b>6 (4) A / 250VAC - 5E4</b> <b>8 (8) A - 5E4<sup>(1)</sup></b> <b>T125°C</b>  15 A / 125 10 A / 250 VAC 1/2 HP - 250 VAC 1/3 HP - 125 VAC T105°C	<b>1</b>  4,8 x 0,8	■		A412B1121000	
				A412B1123000	
				A412B112K000	
	<b>2</b> 	■		A422B1121000	

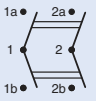











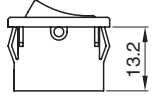

(1) Solo con schema "due fasi un carico"  
(1) Only for 2 phases 1 load diagram

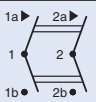


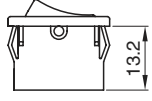




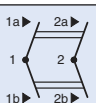




**INTERRUTTORE BIPOLARE LUMINOSO (SPIA INDIPENDENTE)**  
*ILLUMINATED DOUBLE-POLE SWITCH (INDEPENDENT LIGHT)*

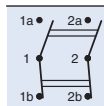
Portata Rating	Terminale Terminal	Colore corpo Body colour	Tasto Rocker	Codice P/N Code	Tipo Type
<b>10 (4) A / 250VAC</b> <b>6 (4) A / 250V - 5E4</b> <b>T125 / 55 °C</b>  10 A / 125 - 250 VAC 1/2 HP - 250 VAC 1/3 HP - 125 VAC T105°C	<b>1L</b> 			A41831E00000	
				A41831E11000	
				A41831E21000	
				A41831G00000	
				A41831G11000	
				A41831G21000	
				A41831H11000	
<b>10 (4) A / 250VAC</b> <sup>(1)</sup> <b>6(4)A/250VAC-5E4</b> <b>8(8 A / 5E4</b> <b>T125 / 55 °C</b>  15A / 125 75A-250VAC 1/2 HP - 250 VAC 1/3 HP - 125 VAC T65	<b>1L</b> 			A418B1G11000	
	<b>2L</b> 			A428B1G21000	

(1) Solo con schema "due fasi un carico"  
(1) Only for 2 phases 1 load diagram

 <b>COMMUTATORE BIPOLARE</b> <b>DOUBLE-POLE INTERMEDIATE SWITCH</b>					
Portata Rating	Terminale Terminal	Colore corpo Body colour	Tasto Rocker	Codice P/N Code	Tipo Type
<b>10 (2) A / 250VAC</b> <b>6 (1) A / 250VAC - 5E4</b> <b>T125 °C</b> <b>μ</b> 6 A / 125 - 250 VAC 1/6 HP - 250 VAC 1/8 HP - 125 VAC T105°C	<b>1L</b>  4,8 x 0,8	■		A41961100000	 13,2
				A41961129000	
				A4196112N000	
	<b>2L</b> 	■		A41961129000	
	<b>AL</b> 	■		A4A961100000	
<b>13 (4) A / 250VAC</b> <b>6 (4) A / 250VAC - 5E4</b> <b>T125 °C</b> <b>μ</b> 15 A / 125 - 10 A / 250 VAC 1/2 HP - 250 VAC 1/3 HP - 125 VAC - T105°C	<b>1L</b>  4,8 x 0,8	■		A419B1129000	 13,2
			<b>2L</b> 	■	

 <b>COMMUTATORE BIPOLARE 1 POSIZIONE PULSANTE</b> <b>DOUBLE-POLE INTERMEDIATE SWITCH 1 MOMENTARY POSITION</b>					
Portata Rating	Terminale Terminal	Colore corpo Body colour	Tasto Rocker	Codice P/N Code	Tipo Type
<b>10 (4) A / 250VAC</b> <b>6 (4) A / 250V - 5E4</b> <b>T125 °C</b> <b>μ</b> 10 A / 125 - 250 VAC 1/2 HP - 250 VAC 1/3 HP - 125 VAC - T105 °C	<b>1L</b>  4,8 x 0,8	■		A41E61100000	 13,2
				A41E6112N000	
			<b>2L</b> 	■	


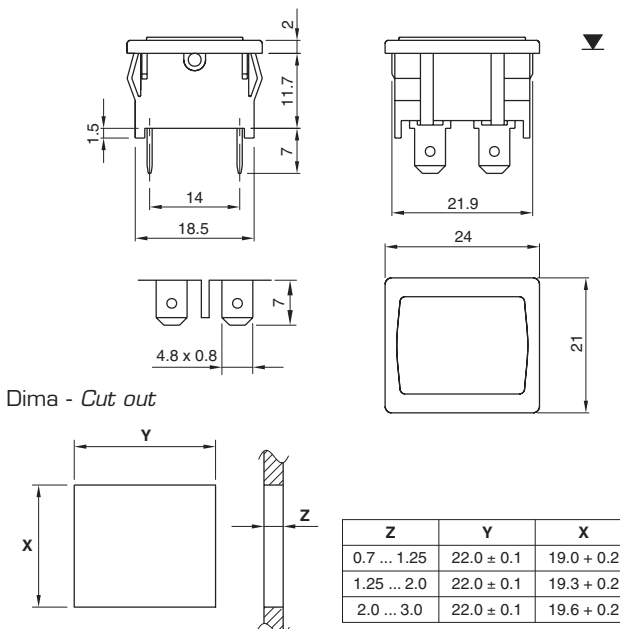
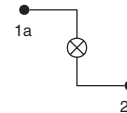





 <b>COMMUTATORE BIPOLARE 2 POSIZIONI PULSANTE</b> <b>DOUBLE-POLE INTERMEDIATE SWITCH 2 MOMENTARY POSITIONS</b>					
Portata Rating	Terminale Terminal	Colore corpo Body colour	Tasto Rocker	Codice P/N Code	Tipo Type
<b>10 (2) A / 250VAC</b> <b>6 (1) A / 250VAC - 5E4</b> <b>T125 °C</b> <b>μ</b> 6 A / 125 - 250 VAC 1/6 HP - 250 VAC 1/8 HP - 125 VAC - T105°C	<b>1</b>  4,8 x 0,8	■		A41J61100000	 13,2
			<b>2L</b> 	■	


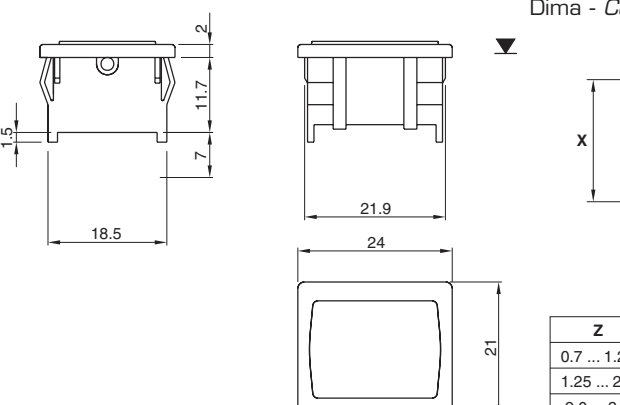




**DEVIATORE BIPOLARE**  
*DOUBLE-POLE TWO WAY SWITCH*

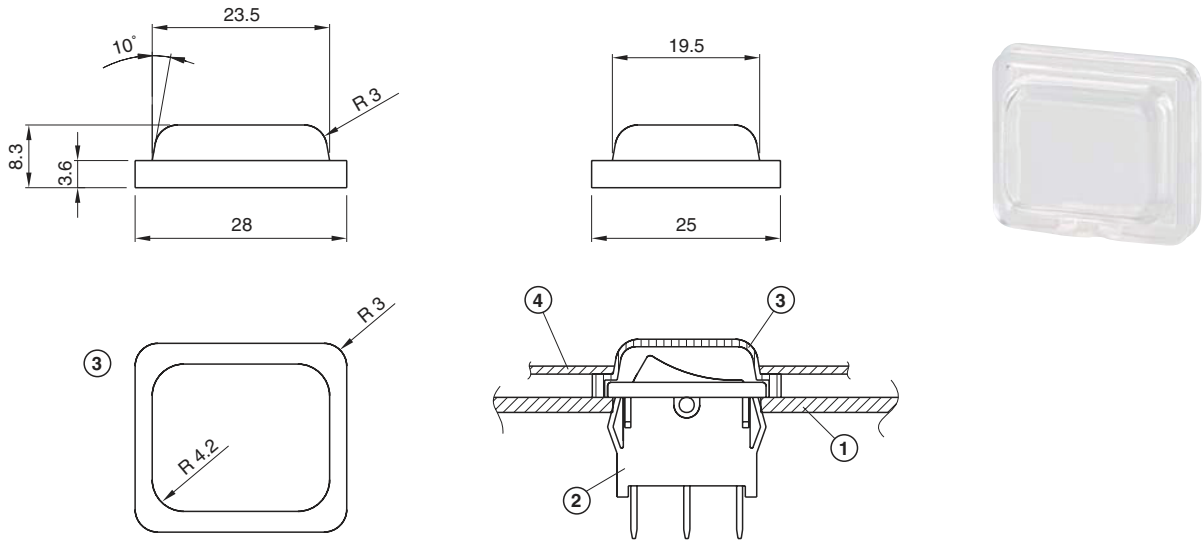
Portata Rating	Terminale Terminal	Colore corpo Body colour	Tasto Rocker	Codice P/N Code	Tipo Type
<b>10 (4) A / 250VAC</b> <b>6 (4) A / 250V - 5E4</b> <b>T125 / 55 °C</b>	<b>1</b> 			A41L31100000	
10 A / 125 - 250 VAC 1/2 HP - 250 VAC 1/3 HP - 125 VAC - T105°C				A41L31121000	



 <b>SEGNALATORE LUMINOSO / INDICATOR LIGHT</b>																
<b>Portata Rating</b> <b>200 - 250 VAC</b> <b>T125°C</b>	<b>200 - 250 VAC</b> <b>T65°C</b>															
 <p>Dima - Cut out</p> <table border="1"> <thead> <tr> <th>Z</th> <th>Y</th> <th>X</th> </tr> </thead> <tbody> <tr> <td>0.7 ... 1.25</td> <td>22.0 ± 0.1</td> <td>19.0 + 0.2</td> </tr> <tr> <td>1.25 ... 2.0</td> <td>22.0 ± 0.1</td> <td>19.3 + 0.2</td> </tr> <tr> <td>2.0 ... 3.0</td> <td>22.0 ± 0.1</td> <td>19.6 + 0.2</td> </tr> </tbody> </table>	Z	Y	X	0.7 ... 1.25	22.0 ± 0.1	19.0 + 0.2	1.25 ... 2.0	22.0 ± 0.1	19.3 + 0.2	2.0 ... 3.0	22.0 ± 0.1	19.6 + 0.2	<b>Schema Wiring diagram</b> 	<b>Colore corpo Body colour</b>  	<b>Gemma Lens</b>   	<b>Codice P/N Code</b> <b>A71121E00000</b> <b>A71121G00000</b> <b>A71121H00000</b>
	Z	Y	X													
	0.7 ... 1.25	22.0 ± 0.1	19.0 + 0.2													
1.25 ... 2.0	22.0 ± 0.1	19.3 + 0.2														
2.0 ... 3.0	22.0 ± 0.1	19.6 + 0.2														

 <b>TAPPO COPRIFORO / HOLE COVER</b>															
 <p>Dima - Cut out</p> <table border="1"> <thead> <tr> <th>Z</th> <th>Y</th> <th>X</th> </tr> </thead> <tbody> <tr> <td>0.7 ... 1.25</td> <td>22.0 ± 0.1</td> <td>19.0 + 0.2</td> </tr> <tr> <td>1.25 ... 2.0</td> <td>22.0 ± 0.1</td> <td>19.3 + 0.2</td> </tr> <tr> <td>2.0 ... 3.0</td> <td>22.0 ± 0.1</td> <td>19.6 + 0.2</td> </tr> </tbody> </table>	Z	Y	X	0.7 ... 1.25	22.0 ± 0.1	19.0 + 0.2	1.25 ... 2.0	22.0 ± 0.1	19.3 + 0.2	2.0 ... 3.0	22.0 ± 0.1	19.6 + 0.2	<b>Colore corpo Body colour</b> 	<b>Gemma Lens</b> 	<b>Codice P/N Code</b> <b>A71XX1X00015</b>
Z	Y	X													
0.7 ... 1.25	22.0 ± 0.1	19.0 + 0.2													
1.25 ... 2.0	22.0 ± 0.1	19.3 + 0.2													
2.0 ... 3.0	22.0 ± 0.1	19.6 + 0.2													

**Accessorio: cappuccio antispruzzo A4CAP / Accessory: A4CAP splash water cap**



Su richiesta, il tasto può presentare le seguenti marcature  
 On demand the rocker can be customized with the following markings

