



Serie A1 / A1 series




Caratteristiche principali / Main features

- Dimensioni ridotte
- Portata fino a 13(14)A
- Colori e marcature personalizzabili
- Cappuccio antispruzzo opzionale
- Compact size
- Rating up to 13(14)A
- Colours and marking customizable
- Optional splash water cap

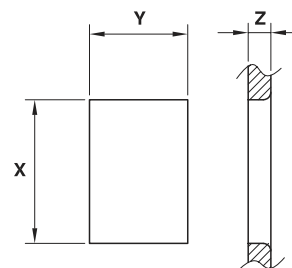
Schemi elettrici disponibili / Wiring diagrams available

	Interruttore unipolare <i>Single-pole switch</i>	Pag 21		Commutatore unipolare 1 posiz. pulsante <i>Single-pole intermediate switch 1 momentary position</i>	Pag 27
	Pulsante unipolare <i>Single-pole momentary switch</i>	Pag 23		Commutatore unipolare 2 posiz. pulsante <i>Single-pole intermediate switch 2 momentary positions</i>	Pag 27
	Pulsante unipolare NC <i>Single-pole momentary switch NC</i>	Pag 24		Interruttore unipolare luminoso <i>Illuminated single-pole switch</i>	Pag 28
	Deviatore unipolare <i>Single-pole two way switch</i>	Pag 25		Segnalatore luminoso <i>Indicator lights</i>	Pag 29
	Deviopulsante unipolare <i>Single-pole two way momentary switch</i>	Pag 25		Tappo copriforo <i>Hole cover</i>	Pag 30
	Commutatore unipolare <i>Single-pole intermediate switch</i>	Pag 26		Accessori: cappucci antispruzzo <i>Accessories: splash water caps</i>	Pag 30

Caratteristiche elettriche / Electrical features

Portata <i>Electrical rating</i>	Fino a 13 (4) A <i>Up to 13(4) A</i>
Numero cicli elettromeccanici <i>Electro-mechanical cycles number</i>	Fino a 50.000 <i>Up to 50.000</i>
Temperatura ambiente <i>Room temperature</i>	Fino a 125°C <i>Up to 125°C</i>
Infiammabilità <i>Flammability</i>	UL 94 V-2
Resistenza al calore e al fuoco <i>Heat and fire resistance</i>	GWFI 850 °C and GWIT 775°C (<i>on demand</i>)
Distanza tra i contatti <i>Contact gap</i>	≥ 3mm ⁽¹⁾
Marchi di approvazione <i>Approval Marks</i>	
Normative di riferimento <i>Reference Standards</i>	EN61058-1 UL1054

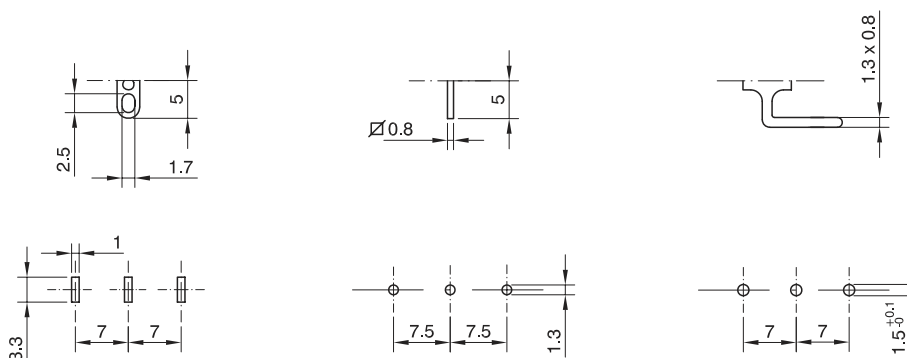
Dima / Cut out



Z	Y	X
0.7 ... 1.25	13.0 ± 0.1	19.0 + 0.1
1.25 ... 2	13.0 ± 0.1	19.3 + 0.2
2.0 ... 3	13.0 ± 0.1	19.6 + 0.2




















(1) Distanza inferiore ai 3 mm per interruttori micro (μ)
Contact gap lower than 3 mm only for micro-switches (μ)





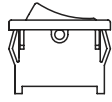





















Dima di foratura per saldatura su circuito stampato / Cut out for PCB




























Dimensioni e tipologie di terminali / Dimensions and terminals type
















Disegno Drawing	Tipo terminale Terminal type	Disegno Drawing	Tipo terminale Terminal type
	<p>1</p> <p>2</p> <p>A</p>		<p>C</p>
	<p>7</p> <p>AL</p>		<p>1L</p> <p>2L</p> <p>AL</p>
	<p>9</p> <p>E</p>		





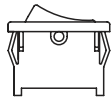
















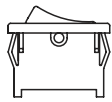


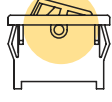
 INTERRUTTORE UNIPOLARE / SINGLE-POLE SWITCH					
Portata Rating	Terminale Terminal	Colore corpo Body colour	Tasto Rocker	Codice P/N Code	Tipo Type
10 (4) A / 250VAC 6 (6) A / 250 VAC 6 (4) A / 250VAC - 5E4 T125°C 10 A /125 - 250 VAC 1/2 HP - 250 VAC 1/3 HP - 125 VAC T105°C	1 			A11131100000	
				A11131121000	
				A11131122000	
				A11131124000	
				A1113112F000	
				A1113112R000	
				A11131200000	
				A11131211000	
				A11131900000	
				A11131911000	
			A11131921000		
			A11132200000		
			A11132211000		
			A1113221C000		





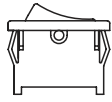
 INTERRUTTORE UNIPOLARE / SINGLE-POLE SWITCH					
Portata Rating	Terminale Terminal	Colore corpo Body colour	Tasto Rocker	Codice P/N Code	Tipo Type
<p>10 (4) A / 250VAC 6 (6) A / 250 VAC 6 (4) A / 250VAC - 5E4 T125°C</p> <p>10 A /125 - 250 VAC 1/2 HP - 250 VAC 1/3 HP - 125 VAC T105°C</p>				A12131100000	
				A12131121000	
				A12131122000	
				A12131128000	
				A1213112F000	
				A12131200000	
				A12131211000	
				A12131900000	
				A12131921000	
				A12132200000	
				A1A131100000	
				A1A131121000	
			-	A19131100000	
			-	A1E131100000	
				A1C131121000	
				A1C131185000	




















 INTERRUTTORE UNIPOLARE / SINGLE-POLE MOMENTARY SWITCH					
Portata Rating	Terminale Terminal	Colore corpo Body colour	Tasto Rocker	Codice P/N Code	Tipo Type
13 (4) A / 250VAC 6 (6) A / 250VAC - 5E4 T125°C 15 A / 125 VAC 10 A / 250 VAC 1/2 HP - 250 VAC 1/3 HP - 125 VAC T105°C	1 			A111B1100000	
				A111B1900000	
	9 		-	A191B1100000	











 PULSANTE UNIPOLARE / SINGLE-POLE MOMENTARY SWITCH					
Portata Rating	Terminale Terminal	Colore corpo Body colour	Tasto Rocker	Codice P/N Code	Tipo Type
6 (2) A / 250VAC 3 (1) A / 250VAC - 5E4 T125°C 6 A / 125 - 250 VAC 1/6 HP - 250 VAC 1/10 HP - 125 VAC T105°C	1 			A11421100000	
				A11421200000	
	2 			A12421100000	
				A12421127000	
				A1242112F000	
	A12421900000				
10 (2) A / 250VAC 6 (1) A / 250VAC - 5E4 T125°C 10 A / 125 - 250 VAC 1/6 HP - 250 VAC 1/10 HP - 125 VAC T105°C	8 			A18472200000	









<div style="display: flex; align-items: center;"> <div style="margin-right: 10px;">  </div> <div style="background-color: #cccccc; padding: 5px; border: 1px solid black;"> PULSANTE UNIPOLARE NC / SINGLE-POLE MOMENTARY SWITCH NC </div> </div>					
Portata Rating	Terminale Terminal	Colore corpo Body colour	Tasto Rocker	Codice P/N Code	Tipo Type
6 (2) A / 250VAC 3 (1) A / 250VAC - 5E4 T125°C 6 A /125 - 250 VAC 1/6 HP - 250 VAC 1/10 HP - 125 VAC T105°C	1 			A11A21900000	
	2 			A12A21100000	
10 (2) A / 250VAC 6 (1) A / 250VAC - 5E4 T125°C 10 A /125 - 250 VAC 1/6 HP - 250 VAC 1/10 HP - 125 VAC T105°C	7 			A17A71100000	
	8 			A18A71100000	


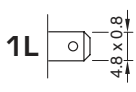













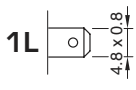

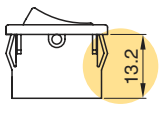



 DEVIATORE UNIPOLARE / SINGLE-POLE TWO WAY SWITCH					
Portata Rating	Terminale Terminal	Colore corpo Body colour	Tasto Rocker	Codice P/N Code	Tipo Type
10 (4) A / 250VAC 6 (4) A / 250VAC - 5E4 T125°C 10 A / 125 - 250 VAC 1/2 HP - 250 VAC 1/3 HP - 125 VAC T105°C	A 			A1A331100000	
	1 			A11331100000	
				A11331122000	
				A1133112C000	
				A1133112G000	
				A11331900000	
				A11332200000	
	2 			A12331100000	
				A12331900000	
				A12332200000	
13 (4) A / 250VAC 6 (4) A / 250VAC - 5E4 T125°C 15 A / 125 VAC 10 A / 250 VAC 1/2 HP - 250 VAC 1/3 HP - 125 VAC T105°C	2 			A123B1100000	
	9 		-	A193B1100000	


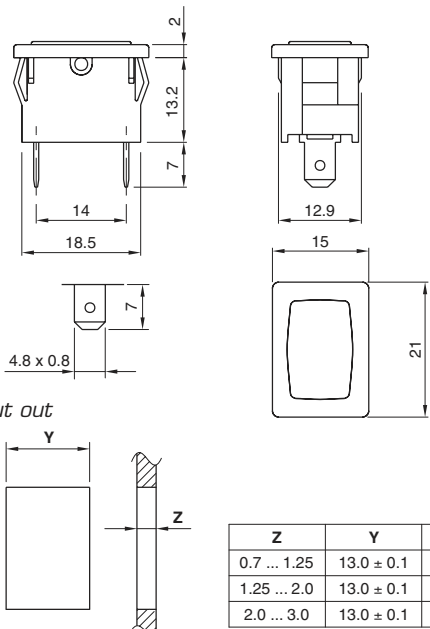
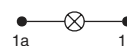




 DEVIOPULSANTE UNIPOLARE / SINGLE-POLE TWO WAY MOMENTARY SWITCH					
Portata Rating	Terminale Terminal	Colore corpo Body colour	Tasto Rocker	Codice P/N Code	Tipo Type
6 (2) A / 250VAC 3 (1) A / 250VAC - 5E4 T125°C 6 A / 125 VAC - 250 VAC 1/6 HP - 250 VAC 1/10 HP - 125 VAC T105°C	1 			A11B21100000	

 COMMUTATORE UNIPOLARE / SINGLE-POLE INTERMEDIATE SWITCH								
Portata Rating	Terminale Terminal	Colore corpo Body colour	Tasto Rocker	Codice P/N Code	Tipo Type			
10 (2) A / 250VAC 6 (1) A / 250VAC - 5E4 T125°C μ 6 A / 125 - 250 VAC 1/6 HP - 250 VAC 1/8 HP - 125 VAC T105°C	1L 	■		A11561100000				
				A11561129000				
			A1156112S000					
		□		A11562200000				
	AL 	■		A1A561100000				
				A11562219000				
		13 (4) A / 250VAC 6 (4) A / 250VAC - 5E4 T125°C μ 15 A / 125 VAC 10 A / 250 VAC 1/2 HP - 250 VAC 1/3 HP - 125 VAC T105°C	1L 	■			A115B1100000	
							A115B1129000	
2L 	■			A125B1100000				
				A125B1129000				
□		A125B1929000						
□		A125B2219000						
























 COMMUTATORE UNIPOLARE 1 POSIZIONE PULSANTE <i>SINGLE-POLE INTERMEDIATE SWITCH 1 MOMENTARY POSITON</i>					
Portata Rating	Terminale Terminal	Colore corpo Body colour	Tasto Rocker	Codice P/N Code	Tipo Type
10 (2) A / 250VAC 6 (1) A / 250VAC - 5E4 T125°C μ 6 A / 125 VAC 10 A / 250 VAC 1/6 HP - 250 VAC 1/8 HP - 125 VAC T105°C	1L 	■		A11C61100000	
				A11C61200000	
				A11C61900000	
	2L 	■		A12C61100000	
				A12C61129000	
				A12C61200000	

 COMMUTATORE UNIPOLARE 2 POSIZIONI PULSANTE <i>SINGLE-POLE INTERMEDIATE SWITCH 2 MOMENTARY POSITONS</i>					
Portata Rating	Terminale Terminal	Colore corpo Body colour	Tasto Rocker	Codice P/N Code	Tipo Type
10 (2) A / 250VAC 6 (1) A / 250VAC - 5E4 T125°C μ 6 A / 125 VAC 10 A / 250 VAC 1/6 HP - 250 VAC 1/8 HP - 125 VAC T105°C	1L 	■		A11D61100000	
				A11D61129000	
	2L 	■		A12D61100000	
				A12D61129000	

 INTERRUTTORE UNIPOLARE LUMINOSO (SPIA DIPENDENTE) ILLUMINATED SINGLE-POLE SWITCH (DEPENDENT LIGHT)					
Portata Rating	Terminale Terminal	Colore corpo Body colour	Tasto Rocker	Codice P/N Code	Tipo Type
10 (4) A / 250VAC 6 (4) A / 250VAC - 5E4 T125 / 55 °C 10 A / 125 - 250 VAC 1/2 HP - 250 VAC 1/3 HP - 125 VAC T105 °C	1L 	■		A11631G00000	
				A11631G11000	
				A11631G21000	
				A11631G2F000	
				A11631G2R000	
				A11632G00000	
	□	■		A11632H00000	
				A12631E00000	
				A12631E21000	
				A12631G00000	
				A12631G11000	
				A12631G21000	
13 (4) A / 250VAC 6 (4) A / 250VAC - 5E4 T125 / 55 °C 15 A / 125 VAC - 10 A / 125 VAC 1/2HP - 250 VAC 1/3 HP - 125 VAC T105 °C	1L 	■		A116B1G00000	
				A116B1G11000	
				A116B1G21000	
				A116B1E00000	

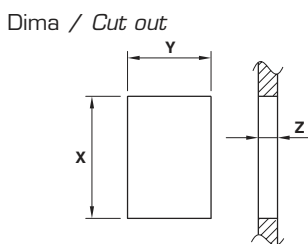
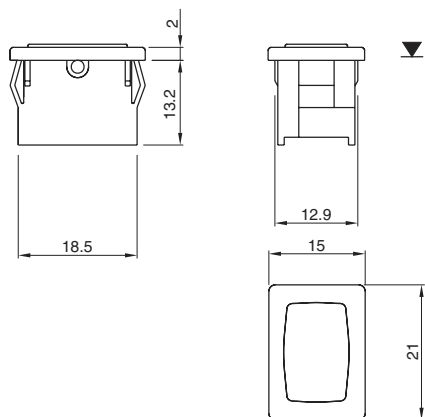
 SEGNALATORE LUMINOSO / INDICATOR LIGHT																
Portata Rating 200 - 250 VAC T125°C	200 - 250 VAC T65°C															
 <p>Dima / Cut out</p> <table border="1"> <thead> <tr> <th>Z</th> <th>Y</th> <th>X</th> </tr> </thead> <tbody> <tr> <td>0.7 ... 1.25</td> <td>13.0 ± 0.1</td> <td>19.0 + 0.2</td> </tr> <tr> <td>1.25 ... 2.0</td> <td>13.0 ± 0.1</td> <td>19.3 + 0.2</td> </tr> <tr> <td>2.0 ... 3.0</td> <td>13.0 ± 0.1</td> <td>19.6 + 0.2</td> </tr> </tbody> </table>	Z	Y	X	0.7 ... 1.25	13.0 ± 0.1	19.0 + 0.2	1.25 ... 2.0	13.0 ± 0.1	19.3 + 0.2	2.0 ... 3.0	13.0 ± 0.1	19.6 + 0.2	Schema Wiring diagram 	Colore corpo Body colour 	Gemma Lens   	Codice P/N Code A51121E00000 A51121G00000 A51121H00000
	Z	Y	X													
	0.7 ... 1.25	13.0 ± 0.1	19.0 + 0.2													
1.25 ... 2.0	13.0 ± 0.1	19.3 + 0.2														
2.0 ... 3.0	13.0 ± 0.1	19.6 + 0.2														

Su richiesta, il tasto può presentare le seguenti marcature
 On demand the rocker can be customized with the following markings

											
1	2	3	4	5	6	7	8	9	A	C	
											
D	F	G	H	V	Z	N	P	U	M	S	R



TAPPO COPRIFORO / HOLE COVER



Z	Y	X
0.7 ... 1.25	13.0 ± 0.1	19.0 + 0.2
1.25 ... 2.0	13.0 ± 0.1	19.3 + 0.2
2.0 ... 3.0	13.0 ± 0.1	19.6 + 0.2

Colore corpo
Body colour



Gemma
Lens

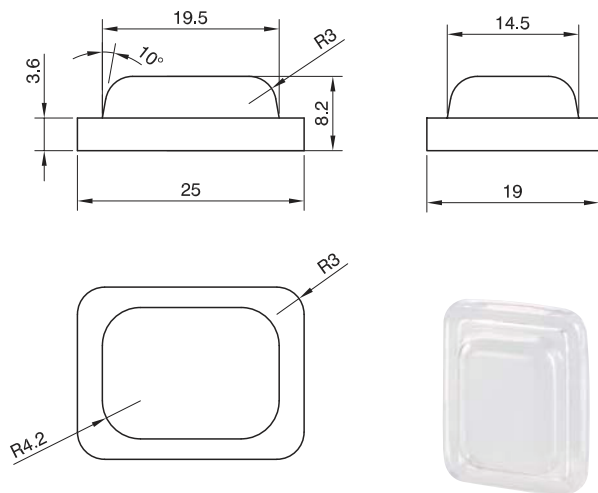


Codice
P/N Code

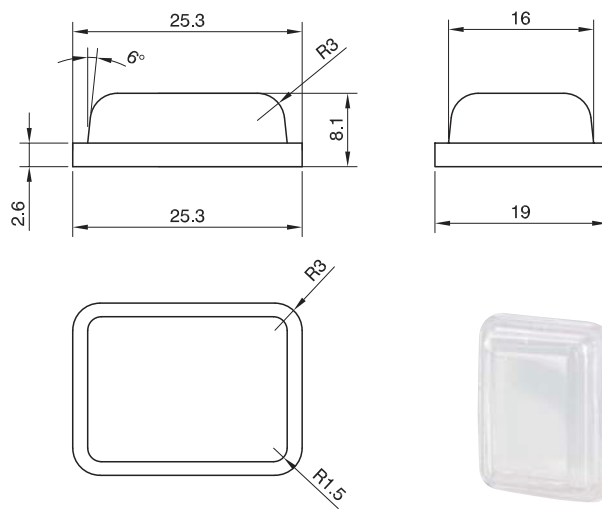
A51XX1X00015

Accessori: cappucci antispruzzo / Accessories: splash water caps

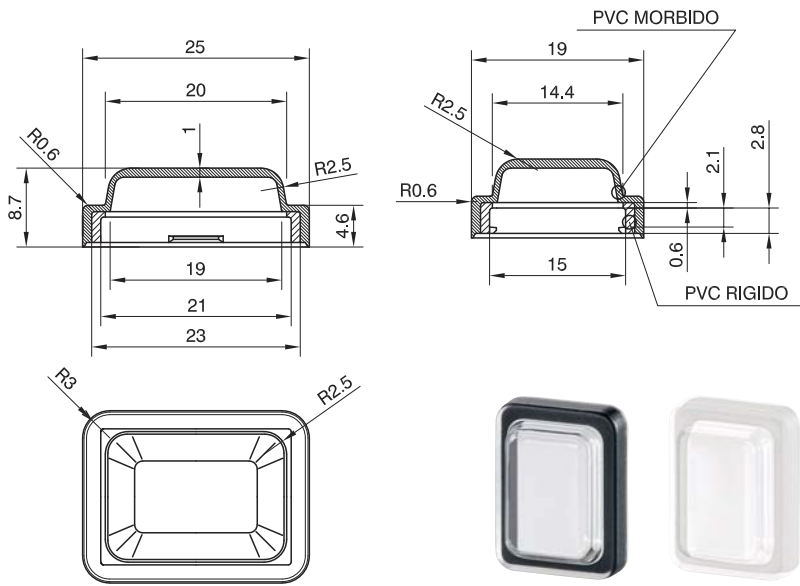
A1CAP



A3CAP



Accessori: cappucci antispruzzo / Accessories: splash water caps



A1PRT	
Colore cornice Bezel colour	Codice P/N Code
■	A1PRT1
□	A1PRT2