



■ Features :

- Universal AC input / Full range
- Protections: Short circuit / Overload / Over voltage
- Cooling by free air convection
- LED indicator for power on
- 100% full load burn-in test
- All using 105°C long life electrolytic capacitors
- Withstand 300VAC surge input for 5 second
- High operating temperature up to 70°C
- Withstand 5G vibration test
- High efficiency, long life and high reliability
- 3 years warranty

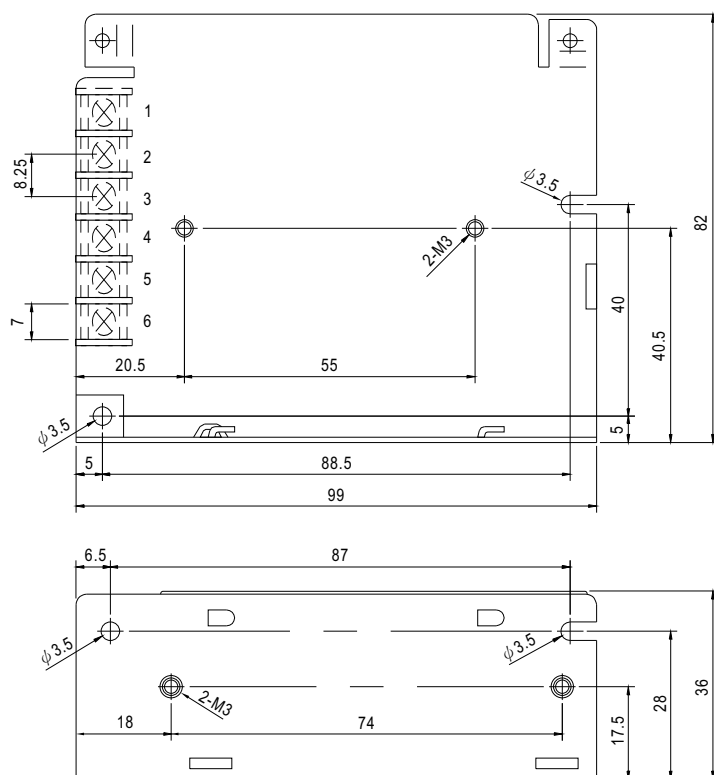


SPECIFICATION

MODEL		RD-35NA		RD-35NB		RD-35N13		
OUTPUT	OUTPUT NUMBER	CH1	CH2	CH1	CH2	CH1	CH2	
	DC VOLTAGE	5V	12V	5V	24V	13.5V	-13.5V	
	RATED CURRENT	4A	1A	2.2A	1A	1.3A	1.3A	
	CURRENT RANGE	0 ~ 4A	0 ~ 1A	0 ~ 4A	0 ~ 1.3A	0 ~ 2A	0 ~ 1.5A	
	RATED POWER	32W		35W		35.1W		
	RIPPLE & NOISE (max.) Note.2	80mVp-p	120mVp-p	80mVp-p	120mVp-p	120mVp-p	120mVp-p	
	VOLTAGE ADJ. RANGE	CH1: 4.75 ~ 5.5V		CH1: 4.75 ~ 5.5V		CH1: 11.5 ~ 15.5V		
	VOLTAGE TOLERANCE Note.3	±2.0%	±6.0%	±2.0%	±5.0%	±4.0%	±4.0%	
	LINE REGULATION Note.4	±0.5%	±1.5%	±0.5%	±1.0%	±0.5%	±0.5%	
	LOAD REGULATION Note.5	±0.5%	±3.0%	±0.5%	±2.0%	±3.0%	±3.0%	
SETUP, RISE TIME		500ms, 30ms/230VAC 1200ms, 30ms/115VAC at full load						
HOLD UP TIME (Typ.)		80ms/230VAC 16ms/115VAC at full load						
INPUT	VOLTAGE RANGE	88 ~ 264VAC 125 ~ 373VDC (Withstand 300VAC surge for 5sec. Without damage)						
	FREQUENCY RANGE	47 ~ 63Hz						
	EFFICIENCY (Typ.)	79%			80%		80%	
	AC CURRENT (Typ.)	0.8A/115VAC 0.55A/230VAC						
	INRUSH CURRENT (Typ.)	COLD START 45A/230VAC						
	LEAKAGE CURRENT	<2mA / 240VAC						
PROTECTION	OVERLOAD	110 ~ 150% rated output power						
		Protection type : Hiccup mode, recovers automatically after fault condition is removed						
	OVER VOLTAGE	CH1: 5.75 ~ 6.75V				CH1: 16.87 ~ 19.57V		
		Protection type : Hiccup mode, recovers automatically after fault condition is removed						
ENVIRONMENT	WORKING TEMP.	-25 ~ +70℃ (Refer to "Derating Curve")						
	WORKING HUMIDITY	20 ~ 90% RH non-condensing						
	STORAGE TEMP., HUMIDITY	-40 ~ +85℃, 10 ~ 95% RH						
	TEMP. COEFFICIENT	±0.03%/℃ (0 ~ 50℃)on CH1 output						
	VIBRATION	10 ~ 500Hz, 5G 10min./1cycle, period for 60min. each along X, Y, Z axes						
SAFETY & EMC (Note 6)	SAFETY STANDARDS	UL60950-1, TUV EN60950-1, EAC TP TC 004 approved						
	WITHSTAND VOLTAGE	I/P-O/P:3KVAC I/P-FG:2KVAC O/P-FG:0.5KVAC						
	ISOLATION RESISTANCE	I/P-O/P, I/P-FG, O/P-FG:100M Ohms / 500VDC / 25℃ / 70% RH						
	EMC EMISSION	Compliance to EN55032 (CISPR32) Class B, EN61000-3-2,-3, EAC TP TC 020						
	EMC IMMUNITY	Compliance to EN61000-4-2,3,4,5,6,8,11, EN61000-6-2 (EN50082-2), heavy industry level, criteria A, EAC TP TC 020						
OTHERS	MTBF	179Khrs min. MIL-HDBK-217F (25℃)						
	DIMENSION	99*82*36mm (L*W*H)						
	PACKING	0.3Kg; 45pcs/14Kg/0.83CUFT						
NOTE	1. All parameters NOT specially mentioned are measured at 230VAC input, rated load and 25℃ of ambient temperature. 2. Ripple & noise are measured at 20MHz of bandwidth by using a 12" twisted pair-wire terminated with a 0.1uf & 47uf parallel capacitor. 3. Tolerance : includes set up tolerance, line regulation and load regulation. 4. Line regulation is measured from low line to high line at rated load. 5. Load regulation is measured from 0% to 100% rated load. 6. The power supply is considered a component which will be installed into a final equipment. All the EMC tests are been executed by mounting the unit on a 360mm*360mm metal plate with 1mm of thickness. The final equipment must be re-confirmed that it still meets EMC directives. For guidance on how to perform these EMC tests, please refer to "EMI testing of component power supplies." (as available on http://www.meanwell.com) 7. The ambient temperature derating of 3.5℃/1000m with fanless models and of 5℃/1000m with fan models for operating altitude higher than 2000m(6500ft).							

Mechanical Specification

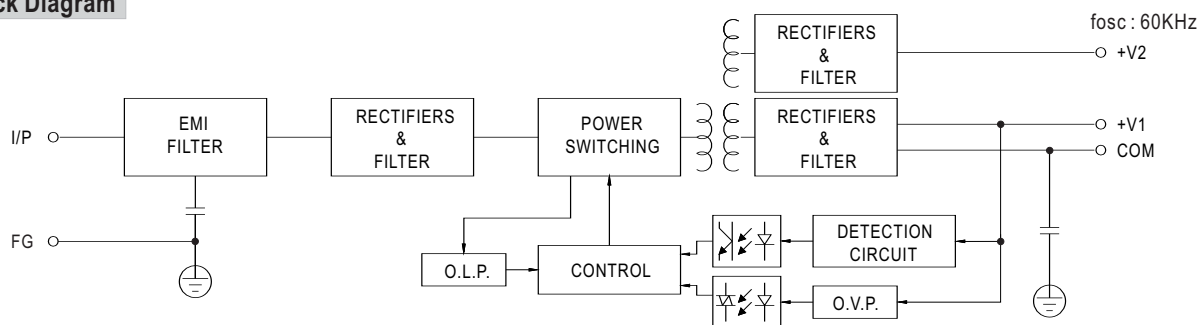
Case No. 932A Unit:mm



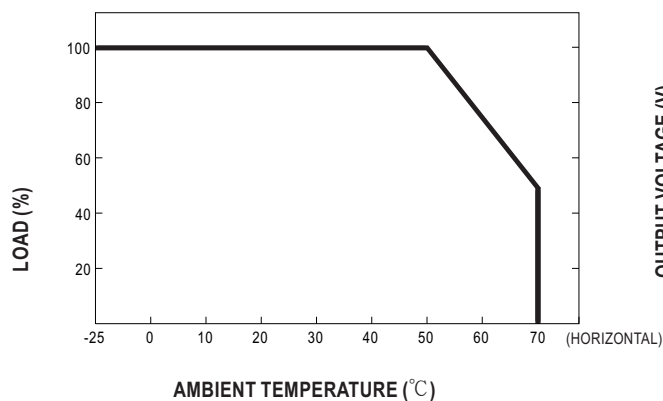
Terminal Pin No. Assignment

Pin No.	Assignment	Pin No.	Assignment
1	AC/L	4	DC OUTPUT V2
2	AC/N	5	DC OUTPUT COM
3	FG \perp	6	DC OUTPUT V1

Block Diagram



Derating Curve



Static Characteristics (A)

